



**AGENZIA DELLE DOGANE
E DEI MONOPOLI**

Prot. 121516 /RU

Roma, 17 ottobre 2013

COMUNICATO

ROMA, 10-10-2013: SESSIONE FORMATIVA PICS

Il 10 ottobre 2013 si è svolta a Roma, presso la sala Europa dell' Agenzia delle Dogane e dei Monopoli, la sessione formativa su PICS (Programme Information and Collaboration Services), la piattaforma sviluppata dalla Commissione europea per la gestione dei programmi Dogana 2013 e Fiscalis 2013 (<https://webgate.ec.europa.eu/pics/>).

L'evento è stato aperto dal Dr. Aronica, Direttore della Direzione centrale personale e organizzazione, che ha evidenziato come l'Agenzia abbia, negli anni, reso ancora più serio e rigoroso il proprio impegno in materia di formazione, nonostante il generale indirizzo di contenimento delle spese. E' stato, infatti, migliorato il processo di pianificazione delle attività formative, incrementata la formazione specialistica e inseriti nel piano annuale specifici moduli e-learning, alcuni dei quali messi a disposizione dalla Commissione europea.

Il Dr. Aronica ha anche sottolineato la consistente partecipazione dei funzionari italiani alle attività dei due Programmi europei, con particolare riguardo ai Gruppi di lavoro e progetto, ai seminari, alle visite di studio e ai controlli multilaterali.

La Signora Birgit Reiser, responsabile nell'ambito della Direzione Generale Dogane e Fiscalità (DG TAXUD) della Commissione europea ha quindi illustrato nel dettaglio il PICS, dalla sua genesi fino alla attuale versione, che vede operare in piattaforma più di duemila utenti appartenenti alle Amministrazioni doganali di tutti gli Stati membri. Il sistema, le cui funzionalità sono state illustrate nel dettaglio, costituisce un efficace supporto per la gestione dei due Programmi e per la preparazione delle riunioni di tutti i Gruppi e Comitati attualmente in attività.

Nell'ambito del PICS è, inoltre, integrata la precedente piattaforma dedicata alla formazione comune che permette alle Amministrazioni dei Paesi membri di utilizzare tutti i corsi sviluppati in modalità e-learning nei vari settori dell'attività doganale e fiscale.

La sessione formativa si è conclusa con l'auspicio di un ancor più attivo utilizzo della piattaforma in questione quale luogo virtuale di incontro per lo scambio di idee e documentazione a livello europeo.



Programme activities

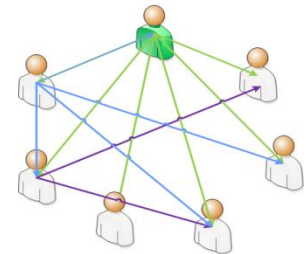
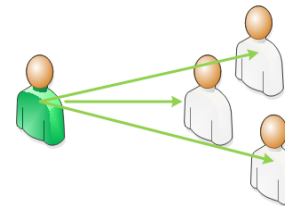
Adding Value by Collaborating Online




- **Enhance** information flow



- **Group** information



- Increase **efficiency meetings**



COLLABORATION PLATFORM: PICS

- Toolkit facilitating collaboration
- Internet based
- Customs and tax administrations
- Secure (ECAS)



ACCESS TO PICS



PICS

- **ECAS account**
- **Email extension**



Welcome to PICS

Programmes Information and Collaboration Space is an online system for Tax and Customs administrations across the EU. It aims to increase effectiveness and efficiency of the programme activities, save costs and better exploit the richness and the variety of information produced and made available via and by the programmes. Officials can easily access information relating to programme activities and different topics, co-create content and knowledge, facilitate the development of network of professionals and communities, provide online workspaces for cooperation and collaboration.

Click on the login button, and you will be redirected to the secure ECAS login page.

[Log in using ECAS](#)[Forgot your password?](#)

If you belong to the EU customs or tax authorities, but don't have a PICS account yet, you can create one automatically, by simply logging in. If you don't, but have need to access PICS, contact your country's officials responsible for access to PICS, or contact PICS site support using the form below, and your request will be forwarded to them.

I don't have an ECAS account

[Create an ECAS account](#)



European Commission Authentication Service (ECAS): User Registration Form

Please fill in and submit the information requested below to register as a user of European Commission Information Systems. The username you choose (or the one assigned to you) may be used to log into any system using the ECAS authentication service that you are authorised to access. When you login, you will see an ECAS page with a banner similar to the one on this page.

Create an ECAS account

If you are asked to specify your domain when logging in, choose "External"

Fields marked * are mandatory

Choose a username (optional):

First name: *

Last name: *

E-mail: *

Re-enter your e-mail address: *

Email preferred language: English (en) ▾ *

Privacy statement:

Privacy statement for users registered with the European Commission's Identity Management Service

1. What is the Identity Management Service?

The European Commission's Identity Management Service (IMS) provides a common way for users to register or be registered for access to a number

By checking this box, you acknowledge that you have read and understood the [privacy statement](#)

Security check:



[Try a different image](#)

Please type in the characters in the above image (upper and lower case may be used interchangeably)

*

Submit

"Domain"



EUROPEAN COMMISSION AUTHENTICATION SERVICE (ECAS)

European Commission

Intracomm > Authentication Service > Login

 [Login](#)

[New password](#)

[Sign Up](#)

[Help](#)



(authenticates your identity on European Commission websites)

pics
requires you to authenticate

Login [Not registered yet](#)

Is the selected domain correct?
European Commission [Change it](#)

Username or e-mail address *

Password *

[More options...](#)

[Login!](#)

[Lost your password?](#)

* Required fields

"Domain"



European
Commission

EUROPEAN COMMISSION AUTHENTICATION SERVICE (ECAS)

European Commission

Intracomm > Authentication Service > Where Are You From?



(authenticates your identity on
European Commission websites)

pics
requires you to authenticate

Where Are You From?

- A European institution or body.
- Neither an institution nor a European body.
- I have an account w + 7 digits.
- Remember my choice

Select

Last update: 31/01/2013 (3.1.9-m) | 7 ms | ▲ [Top](#)

Collaboration

Features

- **Inform** others about project, evolution, ...
- Ask **questions**, exchange experiences, discuss ideas, brainstorm
- Share documents in different formats:
document upload
- Prepare content **together**
- Share **pictures**
- Ask **opinion** of others
- Exchange messages **instantly**

- **My PICS**
Personalised homepage



- **My Groups**



The navigation menu includes: My PICS, My profile, My messages, My calendar, My drafts, PICS users, Administration. There is also a search bar and dropdown menus for 'My groups' and 'PICS in'.

Consistent navigation menu to quickly access information relevant for the user

Links to all groups with search option

Groups

My groups | All open | Filter by title

- PICS public group
- Acceptance Test TAXUD
- Administrative Cooperation to Fight VAT Fraud
- Coordinators' workspace
- COPIS working group

1 of 4 >>

My calendar to view relevant events from my groups

My calendar

Today | November 2012 | Month | Week | Day

Mon	Tue	Wed	Thu	Fri	Sat	Sun
29	30	31	1	2	3	4
5	6	7	8	9	10	11
12	13	14	15	16	17	18

My activity log

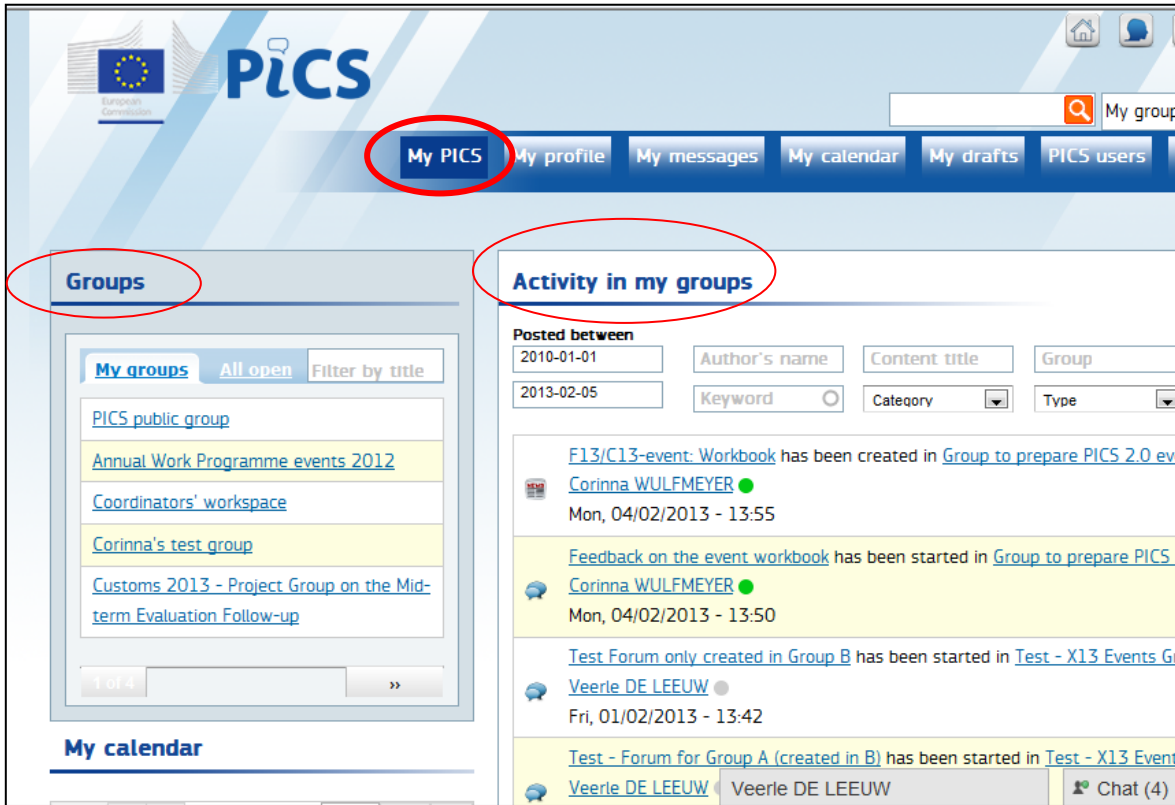
Posted between: 2010-01-01 to 2012-11-26

Author's name: [input] Content title: [input] Group: [input] Apply

Keyword: [input] Category: [input] Type: [input] Reset

- Who likes PICS 2.0? has been launched in TEST BR group by Birgit REISER ●
Fri, 23/11/2012 - 18:41
- TSG meeting, Brussels has been launched in PICS public group by Birgit REISER ●
Fri, 23/11/2012 - 18:11
- Prepare PICS 2.0 events has been created in PICS public group by Corinna WULFMEYER ●
Fri, 23/11/2012 - 12:15
- Test 2.0 User management has been created in PICS public group by Corinna WULFMEYER ●
Fri, 23/11/2012 - 12:12
- Test user management in PICS 2.0 has been created in PICS public group by Corinna WULFMEYER ●
Fri, 23/11/2012 - 12:11
- Agenda point 1 has been started in Coordinators' workspace by Corinna WULFMEYER ●
Fri, 23/11/2012 - 09:51
- 3rd test page for wiki on CIRCABC has been initiated in Coordinators' workspace by Corinna WULFMEYER ●
Fri, 23/11/2012 - 09:16
- New page to wiki on tips and tricks with CIRCABC has been initiated in Coordinators'

Activity log to view new activities on one page



The screenshot shows the PICS user interface. At the top, the European Commission logo and the PICS logo are visible. A navigation bar contains several tabs: "My PICS", "My profile", "My messages", "My calendar", "My drafts", and "PICS users". The "My PICS" tab is circled in red. Below the navigation bar, there are two main sections: "Groups" and "Activity in my groups", both circled in red. The "Groups" section shows a list of groups: "PICS public group", "Annual Work Programme events 2012", "Coordinators' workspace", "Corinna's test group", and "Customs 2013 - Project Group on the Mid-term Evaluation Follow-up". The "Activity in my groups" section shows a list of activities with filters for "Posted between", "Author's name", "Content title", "Group", "Keyword", "Category", and "Type". The activities listed include: "F13/C13-event: Workbook has been created in Group to prepare PICS 2.0 eve" by Corinna WULFMEYER on Mon, 04/02/2013 - 13:55; "Feedback on the event workbook has been started in Group to prepare PICS 2" by Corinna WULFMEYER on Mon, 04/02/2013 - 13:50; "Test Forum only created in Group B has been started in Test - X13 Events Gr" by Veerle DE LEEUW on Fri, 01/02/2013 - 13:42; and "Test - Forum for Group A (created in B) has been started in Test - X13 Event" by Veerle DE LEEUW. At the bottom of the "Activity in my groups" section, there is a chat window for "Veerle DE LEEUW" with 4 participants.

MY PICS:

- Activity log: filter + search
- Access to groups



European Commission



My groups PICS in

My PICS My profile My messages My calendar My drafts PICS users Administration

My PICS

Corinna WULFMEYER's profile

View Edit My notifications My private files



Corinna WULFMEYER

Personal details

Contact details

Professional details

Corinna WULFMEYER's latest activity

Posted between

2010-01-01

Content title

Group

Keyword

2013-02-05

Type

Category

Apply

Reset

F13/C13-event: Workbook has been created in Group to prepara
Corinna WULFMEYER
Mon, 04/02/2013 - 13:55

Feedback on the event workbook has been started in Group to
Corinna WULFMEYER
Mon, 04/02/2013 - 13:50

Test Task for Regina and Damien has been created in Corinna'
WULFMEYER

Chat

Go Idle	
Public Chatroom	●
Site Admin	●
Effrosyni FYGKA	●
Laure COURSELAUD	●
Chat (3)	

MY profile

- My activities
- My Personal details
- My Contact details
- My professional details
- My groups
- My Notifications



European
Commission

See your PICS mailbox for messages sent within this site

Messages

Write new message

Inbox Sent messages All messages

Delete Actions...

<input type="checkbox"/>	Subject	Participants	Messages	Last Updated	Started
<input type="checkbox"/>	meeting on Sunday?	Anita ODEEN ●, Michaela HENNING ●, Katarina LUNDHOLM ● and others	4	35 min ago	10:53

MY messages

- Write new message
- Inbox
- Sent messages
- All messages



European
Commission

My PICS My profile My messages My calendar My drafts PICS users Administration

See all events in groups available to you

My PICS

Create new...

Event

Task

Upcoming events and open tasks

[CFW Role Mapping...](#)
Monday, March 11, 2013 (All day) to
Tuesday, March 12, 2013 (All day)

[FWS/070 - PICS 2.0...](#)
Tuesday, February 26, 2013 - 14:00 to
Wednesday, February 27, 2013 - 17:00

[FWS/070 - PICS 2.0...](#)

Today February 2013 Month Week Day

Mon	Tue	Wed	Thu	Fri	Sat	Sun
28	29	30	31	1	2	3
4	5	6	7	8	9	10
11	12	13	14	15	16	17
18	19	20	21	22	23	24
25	26	27	28	1	2	3


9:00 - 12:30 PICS/051 - PICS





MY calendar

- Create new
 - Tasks
 - Events
- Overview of tasks and events (month, week, day), colour code for tasks, events, programme events
- Upcoming events and open tasks



European Commission




My groups
PiCS in

My PiCS
My profile
My messages
My calendar
My drafts
PiCS users
Administration


See the content created by you but not yet published

My Drafts

Title	Content type	Group	Updated
Pilot workspace - Risk Management Platform	Group		Wed, 20/02/2013 - 09:41
Goodbye	Forum topic	TACTIC - Training Collaboration Space	Wed, 20/02/2013 - 00:55
TEST 27/12/2012	Wiki page		Thu, 27/12/2012 - 11:55
TEST BUILD 03	Wiki page		Thu, 27/12/2012 - 10:52
TEST	Forum topic	Group Leaders Support Workspace	Wed, 26/12/2012 - 14:45

MY Drafts

- Overview of all content you have created but not yet published





European
Commission

The header of the PICS application features the European Commission logo and the 'PICS' brand name. It includes a search bar, navigation tabs for 'My PICS', 'My profile', 'My messages', 'My calendar', 'My drafts', 'PICS users', and 'Administration'. There are also utility icons for home, user profile, messages, help, and close.

PICS users

Name E-mail Country Areas of expertise



[Miriam AALDERS](#) ●
Job title: Manager in
Belastingdienst Academy
[Send message](#)



[Aurora ABAGIU](#) ●
[Send message](#)



[Joseph P. ABELA](#) ●
Job title: Customs & Excise
Inspector
[Send message](#)

PICS users

- Overview of all PICS users
- Possibility to
 - Filter
 - See profiles
 - Send message



PiCS



My groups ▼ PiCS in ▼

- Group home
- News
- Calendar
- Forums
- Galleries
- Polls
- Members
- Documents
- Wiki

Coordinators' workspace

[View](#) [Edit](#)

► [About](#)

Group search

[Search for content within this group](#)

Group tools

Create Event	Create Forum topic
Create Gallery	Create News
Create Poll	Create Task
Create Wiki page	Upload File

Subscribe to content updates in this group on your [subscription management page](#)

Group calendar

Today ◀ ▶ January 2013 Month Week Day

Mon	Tue	Wed	Thu	Fri	Sat	Sun
31	1	2	3	4	5	6

Group activity log

Posted between

2008-01-16 Author's name Title Category

2013-01-16 Keyword Type [Apply](#) [Reset](#)

- [ART - please check if your ART...](#) has been created by [Regina ARVAI-UNGER](#) ●
Mon, 05/11/2012 - 10:58
- [ART - still no improvement](#) has been created by [Regina ARVAI-UNGER](#) ●
Tue, 30/10/2012 - 16:13
- [F-12th Committee meeting - agenda...](#) has been created by [Corinna WULFMEYER](#) ●
Fri, 26/10/2012 - 14:26
- [The Commission will be closed on...](#) has been created by [Corinna WULFMEYER](#) ●
Fri, 26/10/2012 - 11:03



European
Commission



My groups PICS in

Group home News Calendar Forums Galleries Polls Members Documents Wi

Coordinators' gro

Create new...

Create News

Recent comments

[Thanks for warning! So warm](#)
1 hour 21 min ago
[Thank you Katarina, see you](#)

News

[PICS 2.0: Winter in Malmö](#)

Wed, 20/02/2013 - 08:32 -- [Katarina LUNDHOLM](#)

Dear Colleagues,
Don't forget to check the weather forecast before you pack your suitcase!
[www.srmi.se](#)
Looking forward to see you next week!

News

- Overview: title, date, author
- Create new
- Recent comments



European
Commission

welcome to PICS 2.0 | ... x Documents | PICS
Max DE GRAAFF

Author [Max DE GRAAFF](#)

Tuesday, February 19, 2013 - 10:30

Comment

Source

Format

B I U A A

Font

Size

abc X₂ X²

[Switch to plain text editor](#)

Save

Preview

Chat (2)

News

- Open by clicking on title
- Comment + save



European
Commission

PICS

Group home **News** Calendar Forums Galleries Polls Members Documents Wiki

Group to prepare PICS 2.0 events

Create/edit News

View Edit

Title *
BT-Corinna-FWS/070 - change in travel info

Keywords
PICS 2.0 launch event

Categories

- Activity Areas
- Administrative Cooperation
- Common
- Competency
- Customs
- Eu Information Exchange Systems
- International Cooperation
- Other areas of expertise
- Programme Management
- Activity Output

Body **(Edit summary)**

Source

Format

This is a test of the hands-on exercise:

Dear participants,

Important road works have started next to the hotel in which our event will take place. You can therefore not take the bus as indicated in the invitation:

If you arrive from the airport and want to reach the hotel by bus, please take the red line and get off at bus stop F, called Stadhuis. The hotel lies opposite the bus stop.

Veerle DE LEEUW

Chat (1)

News

Important fields when creating a news item



European
Commission

[Switch to plain text editor](#)

- International Cooperation
- Other areas of expertise
- Programme Management
 - Activity Output
 - Communication
 - Online Collaboration
 - Budget and Finances
 - Annual Work Programme
 - Programme activity
- Taxation
- TAXUD Common Training
- Union Common Training

Image

Upload

Upload an image to go with this article.
Files must be less than 400 MB.
Allowed file types: png gif jpg jpeg

Files

Upload

Files must be less than 400 MB.
Allowed file types: doc docx gif jpg jpeg odp
ods odt pdf png ppt pptx txt xls xlsx zip exe
htm mpg mpp vsd f4v avi indd mp4

Veerle DE LEEUW Chat (1)

News

Important fields when
creating a news item
(bis)





The screenshot shows the PICS web application interface. At the top, there is a navigation bar with the PICS logo and the European Commission logo. Below the navigation bar, there is a search bar and a dropdown menu for "My groups". The main content area is titled "Coordinators' group" and features a calendar for February 2013. The calendar is displayed in a grid format with columns for days of the week (Mon to Sun) and rows for dates. The date 20th is highlighted in yellow. To the left of the calendar, there is a sidebar with a "Create new..." section containing "Create Event" and "Create Task" buttons, and an "Upcoming events" section listing two events: "FWS070 - PICS 2.0 Launch" on Tuesday, February 26, 2013, and "FWS070 - PICS 2.0 Launch" on Tuesday, February 26, 2013, to Wednesday, February 27, 2013.

Calendar

- Create new
 - Tasks
 - Events
- Overview of tasks and events (month, week, day), colour code for tasks, events, programme events
- Upcoming events



The screenshot shows the PICS forum interface. At the top, there is a navigation bar with links for Group home, News, Calendar, Forums, Galleries, Polls, Members, Documents, and Wiki. Below this, the forum title is "Group to prepare PICS 2.0 events forum". On the left, there are two boxes: "Create new..." with a "Create Forum topic" button, and "For managers" with a "Manage Forum Categories" button. The main content area displays two sections of forum topics:

Feedback on PICS 2.04

Topic / Topic starter	Replies	Last post
 Comments on PICS 2.04 by Corinna WULFMEYER on Fri, 18/01/2013 - 13:26	1	by Veerle DE LEEUW Wed, 23/01/2013 - 09:39

Feedback presentations

Topic / Topic starter	Replies	Last post
 Presentation 1: Introduction new by Veerle DE LEEUW on Thu, 24/01/2013 - 17:07		by Veerle DE LEEUW Thu, 24/01/2013 - 17:07

Forum

- Create new forum
- Overview of
 - forum topics by category
 - n° of replies
 - new
 - Last post by whom, when

Your expectations regarding online collaboration

[View](#) [Edit](#)

[Quick reply](#) [First unread](#) [Last post](#)

6 posts / 6 new

[Back to Forums overview](#)

Tue, 19/02/2013 - 08:29

#1

[Corinna WULFMEYER](#) ●



Your expectations regarding online collaboration

Please share in this forum the expectations you have regarding this new form of collaboration. Your ideas will help us to adapt our ways of working. Many thanks in advance,
Your PICS Team

[Top](#)

[Quote](#)

51 reads

[edit](#)

[delete](#)

[reply](#)

Keywords:

[Online Collaboration](#)

Categories:

[Programme Management, Online Collaboration](#)

[Follow](#)

Tue, 19/02/2013 - 21:09 (new)

#2

[Michael PRASCHAK](#) ●



Forum
New features regarding forum posts



European
Commission

Subject

Keywords

Body (Edit summary)

Source

Format

Font

Size

Categories

- Activity Areas
- Administrative Cooperation
- Common
- Competency
- Customs
- Eu Information Systems
- International Cooperation
- Programme Management
- Taxation
- TAXUD Common Training
- Union Common Training

Forums *

- General discussion
- TEST

Files

Add a new file

Upload

Chat (10)

Switch to plain text editor

Publish Save as draft Preview Cancel

Forum

**Important
fields
when
creating a
new forum**



European
Commission

Group home News Calendar Forums **Galleries** Polls Members Documents Wiki

Group to prepare PICS 2.0 events

Create new...

Create Gallery

Galleries

**HO_Krassimira_e-audit
workshop pics and logos**

30/01/2013 by [Krassimira VLAEVA](#)



Ho-Laure-Fake WS Gallery

30/01/2013 by [Laure COURSELAUD](#)



**HO4-Jusa: The most impressive
gallery ever!**

30/01/2013 by [Jussi HULKONEN](#)



This is the awesomest gallery ever

**Blue Group-Corinna-FWSJ070 -
Event pictures**

23/01/2013 by [Corinna WULFMEYER](#)



Galleries Page:

- Create new
- View existing



European
Commission

[Red box around top left input field]

[Red box around top right input field]

Body (Edit summary)

Source [Icons]

Format [B I U A: A Font Size abc X₂ X²]

[Rich text editor area]

[Switch to plain text editor](#)

[Red box around Publish Save as draft Cancel buttons]

Categories

- Activity Areas
- Administrative Cooperation
- Common
- Competency
- Customs
- Eu Information Systems
- International Cooperation
- Programme Management
 - Activity Output
 - Communication
 - Online Collaboration
 - Budget and Finances
 - Annual Work Programme
 - Programme activity
- Taxation
- TAXUD Common Training
- Union Common Training

[Red box around Cover image field]

Galleries
Important
fields
when
creating a
new
gallery



European
Commission

Documents

[New Folder](#) [New File](#)

more actions...

Tags

Overview

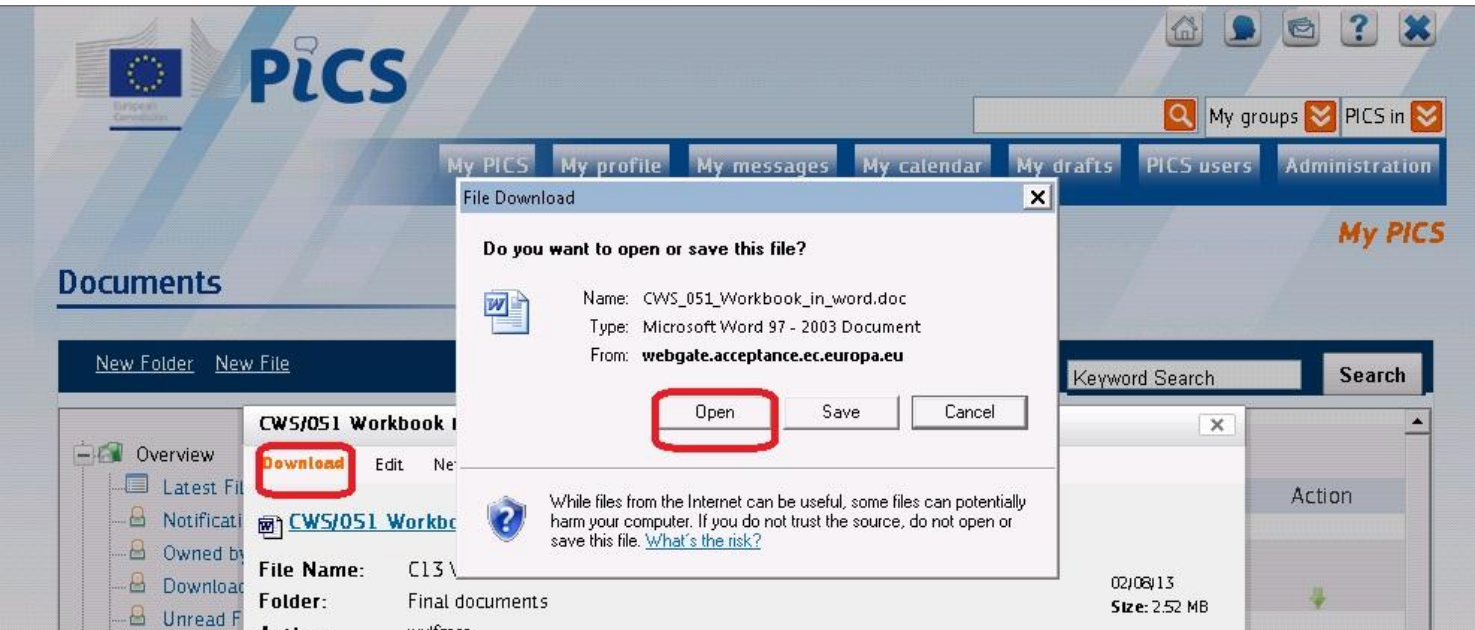
- Latest Files
- Notifications
- Owned by me
- Downloaded by me
- Unread Files
- Locked by me
- Flagged by me
- Top Level Folders
 - Docs for hands-on
 - TACTIC Workshop preparation
 - Presentations

latestfiles

<input type="checkbox"/>	Filename	[Show File Details]	Folder	Date	Action
<input type="checkbox"/> ☆	Hands on Draft JUSSI.ppt		Presentations	02/20/13	↓
<input type="checkbox"/> ☆	Teams.xls		Final documents	02/18/13	↓
<input type="checkbox"/> ☆	CTP group hands-on-exercise.doc		Group to prepare PICS 2.0 events	02/15/13	↓
<input type="checkbox"/> ☆	Contains the link to EU legislation for VAT Fraud.doc		TACTIC Workshop preparation	02/12/13	↓
<input type="checkbox"/> ☆	Council Regulation 904-2010.pdf				

Documents Page:

- Access to folders
- Access to files
- Upload new file
- Search



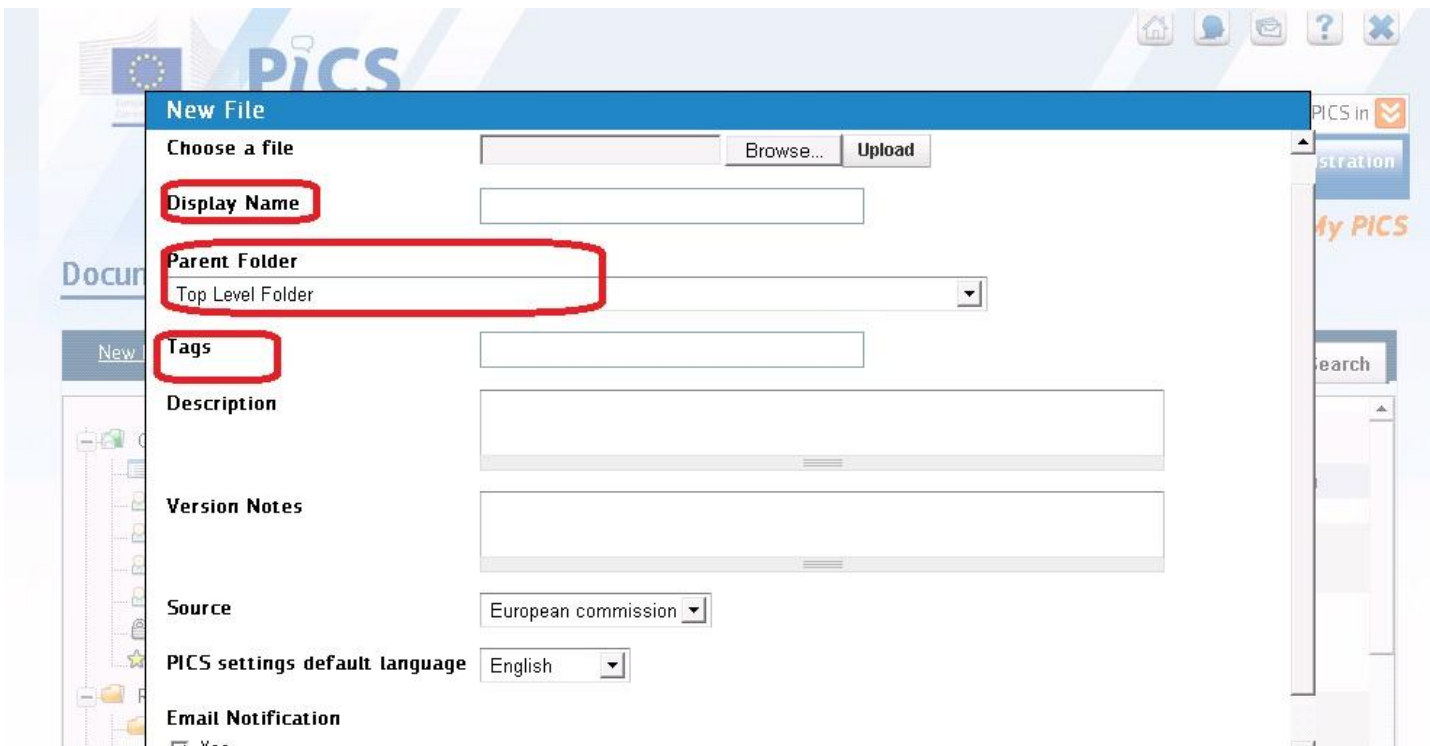
The screenshot displays the PiCS web application interface. At the top, there is a navigation bar with the PiCS logo and the European Commission logo. Below the navigation bar, there are several tabs: My PICS, My profile, My messages, My calendar, My drafts, PICS users, and Administration. A search bar is located on the right side of the navigation bar. The main content area is titled "Documents" and contains a list of files. A file named "CWS/051 Workbook" is highlighted, and a "Download" button is visible next to it. A "File Download" dialog box is open in the foreground, asking "Do you want to open or save this file?". The dialog box provides the following information: Name: CWS_051_Workbook_in_word.doc, Type: Microsoft Word 97 - 2003 Document, and From: webgate.acceptance.ec.europa.eu. The "Open" button is highlighted with a red box. Below the dialog box, there is a warning message: "While files from the Internet can be useful, some files can potentially harm your computer. If you do not trust the source, do not open or save this file. [What's the risk?](#)"

Documents Open file:

- Click on
- 1. document title
- 2. Download
- 3. Open

Documents Upload file:

1. Browse file
2. Indicate Display name
3. Chose Parent folder (in which the file will be published)
4. Set Tags (keywords)
5. Click on "upload file"



The screenshot shows the 'New File' upload form in the PICS system. The form includes the following fields and options:

- Choose a file:** A text input field with 'Browse...' and 'Upload' buttons.
- Display Name:** A text input field.
- Parent Folder:** A dropdown menu currently set to 'Top Level Folder'.
- Tags:** A text input field.
- Description:** A large text area.
- Version Notes:** A large text area.
- Source:** A dropdown menu set to 'European commission'.
- PICS settings default language:** A dropdown menu set to 'English'.
- Email Notification:** A checkbox.

Red boxes highlight the 'Display Name', 'Parent Folder', and 'Tags' fields in the original image.



European
Commission



My groups PICS in

Group home News Calendar Forums Galleries Polls Members Documents Wiki

R3 Group

Create new...

Create Wiki page

Group wiki books




Step-by-step Guidance Hands-on

Fri, 08/02/2013 - 08:23 -- Corinna WULFMEYER

read more

10 reads



Wiki Page

- Create new wiki
- Overview of
 - Wiki books
 - Date of creation



European
Commission

Step-by-step Guidance Hands-on

Step-by-step Guidance Hands-on

[View](#) [Edit](#)

[Back to Wiki overview](#)

[Order this book](#)

[Add child page](#)

[Printer-friendly version](#)

[20 reads](#)

Author [Corinna WULFMEYER](#)
Friday, February 8, 2013 - 08:23

Categories:

[Programme Management](#), [Online Collaboration](#), [Programme activity](#)

Book navigation

- ▶ [Part 1: National Programme Coordinator](#)
- ▶ [Part 2: Participant](#)
- [Part 3: National Programme Coordinator again](#)

[Part 1: National Programme Coordinator](#) ▶

- ▶ [Part 1: National Programme Coordinator](#)
- ▶ [Part 2: Participant](#)
- [Part 3: National Programme Coordinator again](#)

▶ [Follow](#)

[Chat \(4\)](#)

**Wiki Book:
Open**

Step-by-step Guidance Hands-on

Part 1: National Programme Coordinator

You are a national programme coordinator and are hosting an event.
You have to fulfil 8 different tasks. For each task, there is a page with a step-by-step solution.

Add child page

Printer-friendly version

20 reads

Author [Corinna WULFMEYER](#)
Friday, February 8, 2013 - 08:28

- [1. Task: News item](#)
- [2. Task: Create a forum topic](#)
- [3. Task: Create a task](#)
- [4. Task: Create a Gallery](#)
- [5. Task: Create a Bell](#)

View Edit

[Back to Wiki overview](#)


Keywords:

[PICS 2.0 Launch](#); [Hands-on exercise](#)

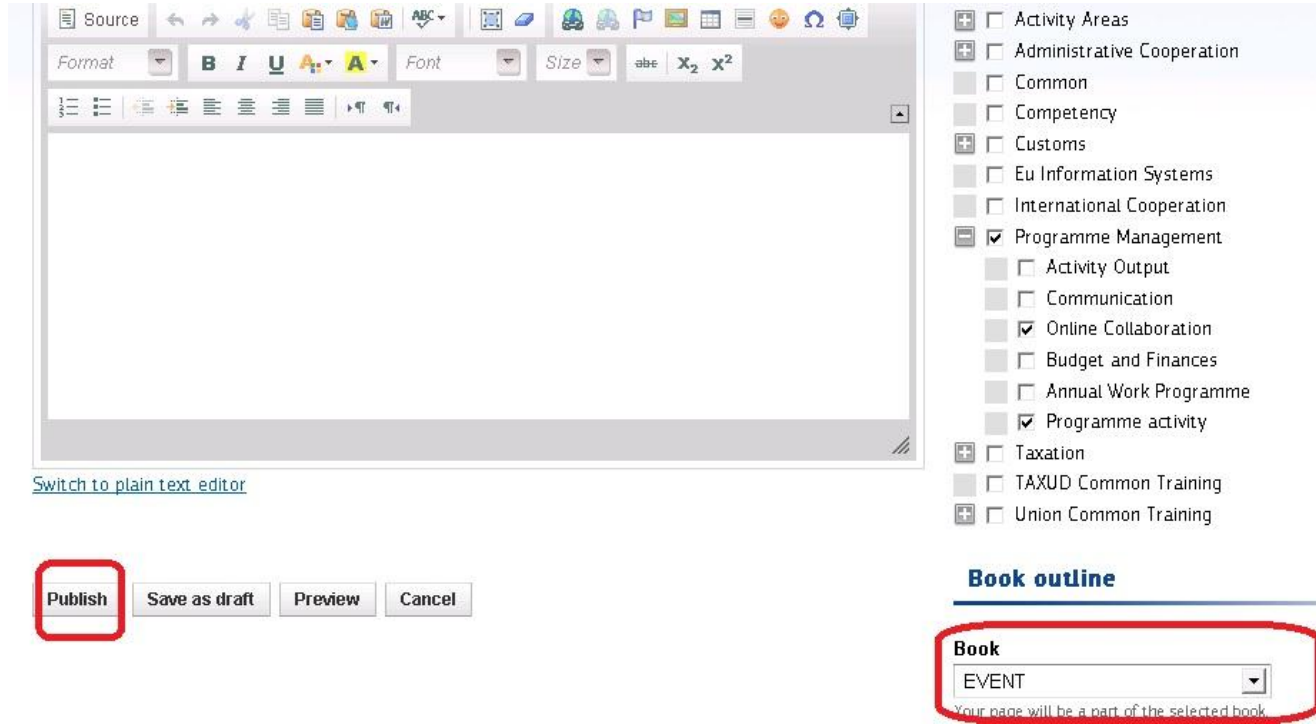
Categories:

[Programme Management](#), [Online Collaboration](#), [Programme activity](#)

Book navigation

- ▼ [Part 1: National Programme Coordinator](#)
 - [1. Task: News item](#)
 - [2. Task: Create a forum topic](#)
 - [3. Task: Creat](#)  Chat (2)

**Wiki Page:
Open**



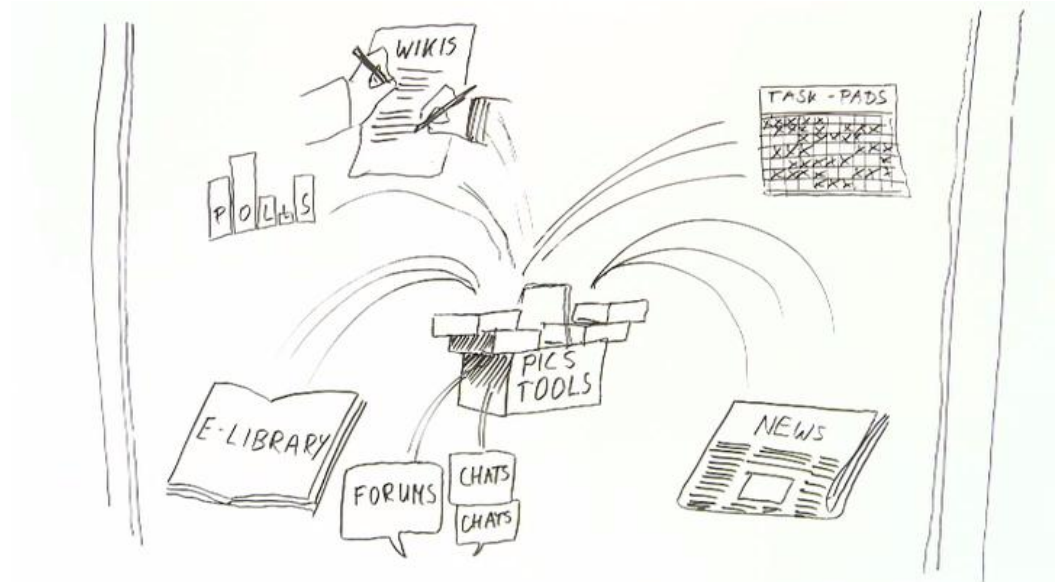
The screenshot shows a web-based editor for creating a wiki page. On the left is a rich text editor with a toolbar containing options for bold, italic, underline, text color, background color, font, and size. Below the editor is a link that says "Switch to plain text editor". At the bottom left, there are four buttons: "Publish", "Save as draft", "Preview", and "Cancel". The "Publish" button is highlighted with a red square. On the right side, there is a list of categories with checkboxes. The "Programme Management" category is expanded, showing sub-items like "Activity Output", "Communication", "Online Collaboration", "Budget and Finances", "Annual Work Programme", and "Programme activity". The "Book outline" section at the bottom right features a dropdown menu labeled "Book" with "EVENT" selected. This dropdown is highlighted with a red rounded rectangle. Below the dropdown, there is a small text label: "Your page will be a part of the selected book."

Wiki Page-

Create:

1. Click on "create new wiki page"
2. Give it a title
3. Select keywords
4. Select wiki book
5. Publish

In a nutshell





European
Commission



How to register for PICS (Programme Information and Collaboration Space)?

1. Click on: <https://webgate.ec.europa.eu/pics/>
2. Once you have reached the PICS welcome page, chose either **Log in using ECAS**, if you already have an ECAS account, or **Create an ECAS account** if you don't have one yet.

Welcome to PICS

Programmes Information and Collaboration Space is an online system for Tax and Customs administrations across the EU. It aims to increase effectiveness and efficiency of the programme activities, save costs and better exploit the richness and the variety of information produced and made available via and by the programmes. Officials can easily access information relating to programme activities and different topics, co-create content and knowledge, facilitate the development of network of professionals and communities, provide online workspaces for cooperation and collaboration.

Click on the login button, and you will be redirected to the secure ECAS login page.

Log in using ECAS

Forgot your password?

If you belong to the EU customs or tax authorities, but don't have a PICS account yet, you can create one automatically, by simply logging in. If you don't, but have need to access PICS, contact your country's officials responsible for access to PICS, or contact PICS site support using the form below, and your request will be forwarded to them.

I don't have an ECAS account

Create an ECAS account

3. **If you have an ECAS account**, make sure that your domain is "External". Otherwise change it and select "Neither an institution nor a European body". You will then enter PICS. Please contact your Group Leader now who will make you member of your specific PICS group.

Contact | Privacy Statement | English (en)

EUROPEAN COMMISSION AUTHENTICATION SERVICE (ECAS)
European Commission

Intracomm > Authentication Service > Where Are You From?

Where Are You From?

A European institution or body.

Neither an institution nor a European body.

I have an account w + 7 digits.

Remember my choice

Select

authenticates your identity on European Commission websites

webgate.ec.europa.eu requires you to authenticate

4. **If you don't have an ECAS account**, you have to complete the ECAS request form and submit it. You will receive a mail with an activation link on which you have to click to get your ECAS password.

English (en) ▾



[Privacy Statement](#) :: [Contact](#) :: [ECAS Help](#) :: [Registration Help](#)

European Commission Authentication Service (ECAS): User Registration Form

Please fill in and submit the information requested below to register as a user of European Commission Information Systems. The username you choose (or the one assigned to you) may be used to log into any system using the ECAS authentication service that you are authorised to access. When you login, you will see an ECAS page with a banner similar to the one on this page.

If you are asked to specify your domain when logging in, choose "External"

Fields marked * are mandatory

Choose a username (optional):

First name: *

Last name: *

E-mail: *

Re-enter your e-mail address: *

Email preferred language: English (en) ▾*

Privacy statement: [Privacy statement for users registered with the European Commission's Identity Management Service](#) 